



Culligan®

**Culligan
Medallist®
& Medallist
Plus Series®
Automatic
Water Filter
Owners Guide**





Thank You

And Welcome To Your New World Of Better Living With Culligan Water.

The Culligan Medallist Plus Series® with Cullar® filter has been tested and certified by WQA against WQA S-200 for the effective reduction of aesthetic Chlorine Taste and Odor up to 180,000 gallons as verified and substantiated by test data.



The Culligan Medallist Plus Series with Cullneu® filter has been tested and certified by WQA against WQA S-200 for neutralization up to 21,750 gallons as verified and substantiated by test data.

Do not use with water that is microbiologically unsafe or of unknown quality without adequate disinfection before or after the system.

For installations in Massachusetts, the Commonwealth of Massachusetts Plumbing Code 248 CMR shall be adhered to. Consult your licensed plumber for installation of the system. This system and its installation must comply with state and local regulations. The use of saddle valves are not permitted.

If this is your first experience having filtered, conditioned water in your home, you'll be amazed at the marvelous difference it makes. We promise that you'll never want to be without it again.

Congratulations, too, on selecting one of the "first family" of water filters in the prestigious Culligan Medallist Series. With Culligan's many years of knowledge and experience in water treatment, you can be confident that the model you selected has been designed and engineered to provide years of service with a minimum of care and attention.

Products manufactured and marketed by Culligan International Company (Culligan) and its affiliates are protected by patents issued or pending in the United States and other countries. Culligan reserves the right to change the specifications referred to in this literature at any time, without prior notice. Culligan, Culligan Medallist Series, Cullar, Filtr-Cleer, Cullneu, Accusoft, Culligan Man and www.culligan.com are trademarks of Culligan International Company or its affiliates.



Performance Data Sheets are included in this manual for various Culligan Medallist Series® Softener models. Refer to the Performance Data Sheet for your specific softener, as there are slight differences between the models. The softener warranty is located on page 19 of this Owner's Guide.

Table of Contents

Specifications	4
Introduction	5
Familiarization	6
Programming	7
Things to Check Before You Call for Service	10
Care and Cleaning of your Water Filter	11
Recommended Preventative Maintenance	11
When and How to Bypass your Water Filter	12
Culligan Medallist Plus Series® Cullneu Filter PDS	13
Culligan Medallist Plus Series® Cullar Filter PDS	14
Culligan Medallist Plus Series® 8" and 10" Cullneu Filter PDS	15
Culligan Medallist Plus Series® 8" and 10" Cullar Filter PDS	16
Culligan Medallist Plus Series® 8" and 10" Filtr-Cleer Filter PDS	17
Records and Data	18
Warranty	19



Specifications

	Medallist 8"	Medallist 10"	Medallist Plus 10"
General			
Mineral Tank Size ¹	8 x 44 in.	10 x 54 in.	10 x 54 in.
Control	3/4" Power Valve	3/4" Power Valve	1" Power Valve
Timer	Electronic	Electronic	Electronic
Temperature Limits	33-120°F	33-120°F	33-120°F
Water Pressure Limits	20-120 psi	20-120 psi	20-120 psi
Water Pressure Limits (Canada)	20-90 psi	20-90 psi	20-90 psi
Electrical Requirements	24V/60 Hz	24V/60 Hz	24V/60 Hz
Electrical Power Consumption, Min./Max.	3 Watts/35 Watts	3 Watts/35 Watts	3 Watts/35 Watts
Filtr-Clear®			
Rated Service Flow	7.8 gpm	8.9 gpm	12.0 gpm
@ Initial Pressure Drop	@ 15 psi	@ 15 psi	@ 15 psi
Minimum Practical Filtration Size	10 microns	10 microns	10 microns
Maximum Particulate Matter	150 NTU	150 NTU	150 NTU
Maximum Suspended Solids	150 mg/L	150 mg/L	150 mg/L
Drain Flow, Maximum ³	4.5 gpm	7.0 gpm	7.0 gpm
pH Limitation	6.0 - 9.5	6.0 - 9.5	6.0 - 9.5
Recharge Time ⁴	80 min.	80 min.	30 min.
Recharge Water Consumption, Av. ⁵	100 gal.	115 gal.	140 gal.
Freeboard ²	10.5 ± 1 inches	11.5 ± 1 inches	19 ± 1.5 inches
Height Overall	51 in.	63 in.	60 in.
Cullar®			
Rated Service Flow	4.0 gpm	4.0 gpm	6.0 gpm
@ Pressure Drop	@ 5.0 psi	@ 5.0 psi	@ 6.0 psi
Drain Flow, Maximum ³	2 gpm	6.0 gpm	6.0 gpm
pH Limitation	5.0 - 11.0	5.0 - 11.0	5.0 - 11.0
Recharge Time ⁴	80 min.	80 min.	30 min.
Recharge Water Consumption, Av. ⁵	53 gal.	83 gal.	110 gal.
Cullar Media Volume	0.75 cu. ft.	1.0 cu. ft.	1.5 cu. ft.
Cullsan® Underbedding Media Amount	10 lbs. (.1 ft ³)	20 lbs. (.2 ft ³)	20 lbs. (.2 ft ³)
Freeboard ²	14 ± 1 inches	24 ± 1 inches	24 ± 1.5 inches
Height Overall	51 in.	63 in.	60 in.
Rated Capacity	100,000 gallons	130,000 gallons	180,000 gallons
Cullneu®			
Rated Service Flow	2.7 gpm	4.0 gpm	6.0 gpm
@ Pressure Drop	@ 3.0 psi	@ 4.0 psi	@ 5.0 psi
Drain Flow, Maximum ³	3.5 gpm	6.0 gpm	6.0 gpm
pH Limitation*	5.8 - 6.2	5.8 - 6.2	5.2 - 6.8
Recharge Time ⁴	80 min.	80 min.	30 min.
Recharge Water Consumption, Av. ⁵	53 gal.	83 gal.	110 gal.
Cullneu Media Volume	1.0 cu. ft.	1.5 cu. ft.	1.6 cu. ft.
Freeboard ²	11 ± 1 inches	21 ± 1 inches	18 ± 1.5 inches
Height Overall	51 in.	63 in.	60 in.

1 Bottom of tank to top of tank fittings.

2 Backwash at 120 psi line pressure.

3 Backwash at 120 psi line pressure.

4 Factory setting.

5 At factory setting and 120 psi line pressure.

6 Top of media to back top edge of port openings.

* Under dynamic conditions, it may be necessary to mix five parts Cullneu with one part Cullneu C to effectively raise the pH. The combination of Cullneu and Cullneu C is not certified by WQA.



Filtr-Cleer®

The Filtr-Cleer Automatic Water Filter is capable of reducing particulate matter down to 10 microns particle size. It will not remove color, organics, colloidal turbidity or dissolved solids. Some applications follow:

- Reduction of suspended matters in any water system.
- Reduction of particulate matter, such as clay, mud, etc.
- Prefiltration of oxidized iron ahead of an automatic or manual softener.
- Reduction of light sand.

NOTE: *If sands cannot be reduced from the Filtr-Cleer tank during backwashing, a sand trap should be installed.*

- After the retention tank when a Cul-Cleer® system is used to correct hydrogen sulfide or colloidal suspension problems.

The quality and number of gallons filtered water between backwashes will depend upon the amount, type, and size of the particulate matter being filtered. If a water sample is sent to our laboratory, where application of a Filtr-Cleer unit is contemplated, write "Filtr-Cleer Analysis" on the sample tag. Send an additional sample of water for a standard water analysis. The laboratory will test for Nephelometric Turbidity Units (NTU) and suspended solids (mg/L). The sample will also be filtered through 10 micron filter paper and NTU run on a filtered sample. If the NTU of the raw water exceeds 150, suspended solids exceed 150 mg/L or the filtered water through the 10 micron filter paper is of an unacceptable quality, a Filtr-Cleer filter may not be applicable. As a guide, the U.S. Public Health Drinking Water standards states the turbidity should not exceed 1 NTU. The exact number of gallons filtered between backwashes cannot be given because of many variables.

Cullar® Filter

Medallist Water Filter with Cullar Media will reduce chlorine taste and odor and other common bad tastes and odors, and will also reduce most objectional organic colors. It will not remove hydrogen sulfide. It is important to note that whenever the cause of an objectionable taste or odor has not been established, Health Authorities should determine if water is safe to drink. If bacterial contamination is present, a Cul-Cleer system is indicated. Do not use with water that is microbiologically unsafe or of unknown quality without adequate disinfection before or after the system.

Cullneu® Filter

Medallist Water Filter with Cullneu Media will neutralize slightly acid water (pH of 5.8 - 6.2) and thus help to prevent unsightly brown or green stains due to corrosion of household plumbing. If the pH is from 5 to 6, one part of Cullneu C media should be mixed with 5 parts of Cullneu media to provide additional neutralizing capability. If the water to be treated has a pH less than 5, a high hardness, or a high carbon dioxide level, Cullneu may not be applicable; a solution feeder should be used. Since Cullneu adds hardness, it should be used prior to a softener.

In order to size and apply the equipment correctly, a complete analysis of the water supply should be obtained. This can best be accomplished by contacting your local Culligan dealer, who will be able to test the water supply right at the site, or arrange to have one or more water samples sent to the Culligan laboratory for a more detailed analysis.

Introduction



Familiarization

Power Loss

The AccuSoft® circuit board is equipped with a Hi-Cap Capacitor and EEPROM memory chip. The capacitor is capable of maintaining the time, for at least two days, in the event of a power outage. The EEPROM ensures that the individual programming parameters of your filter are not lost.

If the power outage lasts long enough to drain the Hi-Cap Capacitor, the control will flash "12:00 PM" when power is returned to the control. The unit will continue to keep time from the moment power is restored, and will initiate a full regeneration at the preset regeneration time. The time of day will need to be reset in order to return the regeneration to its preset time.

If you live in an area where power outages occur with a regular frequency, a battery backup option is available for ensuring that the time of day is properly maintained. Contact your Culligan Dealer for more information.

Regeneration

To initiate a regeneration at the preset time, press the "REGEN" button. The "REG" light will light. To initiate an immediate regeneration, press and hold the "REGEN" button for at least five seconds. The "REG" will light and blink. An immediate regeneration will also occur if a power outage has lasted for more than three hours and the Immediate Regeneration option is chosen. Ask your Culligan Dealer about this feature.

A regeneration at the Time of Regeneration will occur if so signaled by the Soft-Minder meter. The "REG" enunciator on the display will also be lit.

Service

The Culligan Medallist Series® water filter is equipped with a self diagnostic program to insure optimal operation of your water filter. Should service become necessary, a phone icon will appear in the display. If this condition occurs, call your local Culligan Dealer for assistance. The phone icon and error code will be the only items displayed when service is required on the control.



Programming

The timer uses four buttons:

Button	Description
Set-up / Enter Key (Status)	Advance timer through display options
Regeneration Key (REGEN)	Initiate a regeneration
Toggle Down Key (“-”)	Decrease the setting
Toggle Up Key (“+”)	Increase the setting

Time of Day

This setting is used to program the current time of day. When in this step the display will first show “tod” for two seconds.

After “tod” is displayed, “12:00 PM” will display (or the current set time if already programmed) and the minutes will flash.

- The minutes are adjusted with the “+” or “-” key until the correct value is displayed.
- Press the “Regen” key to flash the hours. Adjust with the “+” or “-” key until the correct time is displayed.

Pressing the “Status” key will move to the next programming step. Pressing “Regen” will move back to the minutes adjust.

Time of Regeneration

This setting is used to program the time at which a regeneration is to occur in the delay mode, or in immediate mode with time clock backup on. The display will first show “tor” for two seconds.

After “tor” is shown the display will then show the default of 2:00 AM (or the current programmed time of regeneration if already set). The time can be adjusted in 30 minute increments by pressing the “+” or “-” keys.

Pressing the “Status” key will save the setting and move to the next programming step.



Flashing Minutes



Flashing Hours



Flashing Time





Programming (cont.)

Backwash Time

This setting is used to program the cycle 1 time that is usually backwash. The time of the cycle is kept in minutes. The display will show "buu" in the display for two seconds and then the cycle time in the right most digits. Adjust the value with the "+" or "-" keys.

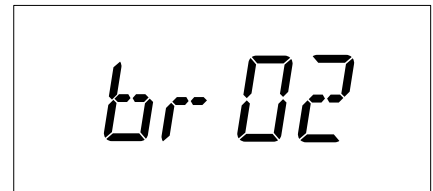


Pressing the "Status" key will save the setting and move to the next programming step.



Settline Time

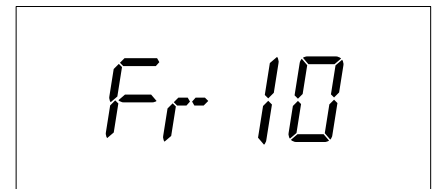
This setting is used to set the time in minutes for cycle 2. This cycle is a settling time for filters. The display will show "br" in the left most digits and the cycle time in the right most digits. Adjust the value with the "+" or "-" keys.



Pressing the "Status" key will save the setting and move to the next programming step.

Fast Rinse Time

This setting is used to set the time in minutes for cycle 3. The display will show "Fr" in the left most digits and then the cycle time in the right most digits. Adjust the value with the "+" or "-" keys. Pressing the "Status" key will save the setting and move to the next programming step.



Regeneration Interval

This setting is used to set the days between regeneration in time clock mode. The display will show "REG" icon and "dAY" for two seconds and then display the numbers to change. Adjust the value with the "+" or "-" keys.



Pressing the "Status" key will save the setting and move to the next programming step.



Blank Display

After the last programming menu is displayed (menu will vary depending on mode of operation), pressing status will move to a blank display screen.

From the 'blank display', pressing the "+" key from the blank display will enter the diagnostics menu.

From the 'blank display', pressing the "-" key will enter the statistics menu.

From the 'blank display', pressing the "Status" key will exit programming mode and return to the service mode time display.

The "regen" key is ignored while in the 'blank display'.

Hidden Programming Menu



Programming (cont.)

The Culligan Medallist Series Filter is equipped with an advanced error detection system. During all operating modes the filter's electronics are performing self-diagnostics to ensure that the unit is operating correctly. There may be times, however, when something may occur that could cause the unit to improperly operate. In those instances the microprocessor will identify the exact problem and alert the user with a telephone handset symbol in the upper left corner of the display and the error code will be shown. Shown below is codes that would appear if an error is detected.

Display	Error Description	Response
E1	Motor will not stop turning	Call Culligan service technician
E2	Motor stuck	Call Culligan service technician
E3	Wrong position	Call Culligan service technician

If an error code appears that requires an authorized service technician please contact your local Culligan Dealer.

For any additional troubleshooting or service needs please contact your local Culligan Dealer.



Things to Check Before You Call For Service

If you unexpectedly experience problem water, make these simple checks before calling your Culligan dealer. One of the following conditions may be the reason for your interruption of service.

Important

If any of the following conditions is found, the water filter should be manually recharged according to instructions on page 6 after you have corrected the problem.

Power Supply

Check your power supply cord. Is it plugged fully into the electric outlet? Be certain that the outlet is not controlled by a wall switch which has been turned off. Reset conditioner to proper time of day and then plug in.

Blown Fuse

Check the house fuse or circuit breaker panel. Replace a blown-out fuse or reset an open circuit breaker.

Power Failure

Any interruption in your power supply or time changes - such as daylight savings - will disrupt your filter's recharge schedule by causing the timer to run off-schedule. Reset timer to proper time of day.

Bypass Valves

Check to see if they are in the proper position. Cul-Flo-Valv[®] Bypass, if used, should be in the "Service" (handle stem screwed out) position. If hand valves are used, see that inlet and outlet valve are opened and that the bypass valve is closed.

No Water

If you aren't getting any water flow at all, make sure your water supply is working. Open a tap ahead of the filter (outside tap) to see if you have any water pressure. If you have water pressure, check the bypass valve. If it is in the Service position, put it into the bypass and call your Culligan dealer for service.

Increased Usage

Guests, family additions, new water-using appliances, etc., all will result in more water usage and will require more capacity from your filter. You can reprogram your recharging schedule by following the directions on pages 7 and 8. Call your Culligan dealer for advice and save a service call.



Care and Cleaning of Your Water Filter

Following these simple precautions will help assure continued trouble-free service and keep your Culligan Water Filter looking like new for years.

- 1** Use only mild soap and warm water when cleaning the exterior of the conditioner. Never use harsh, abrasive cleaning compounds or those which contain acid, such as vinegar, bleach and similar products.
- 2 Important:** Protect your water filter and the entire drainline from freezing temperatures. **DANGER! If your unit should freeze, do not attempt to disassemble it. Call your Culligan Dealer.**
- 3 Important:** Culligan water filters are sold for use on potable water, only. If at any time the water becomes contaminated, such as during a "boil water" situation, the operation of the water filter should be discontinued until it is verified that the water is again potable. To do this, turn the knob on the bypass valve to the bypass position. Then, call your Culligan dealer to have your system sanitized before it is placed back into service.
- 4** Should service, adjustment or trouble-shooting information be needed which is not covered in the Use and Care Guide, call your Culligan Dealer.

If you have further questions, please call your local independently operated Culligan dealer. He or she will be glad to be of assistance to you.

Recommended Preventative Maintenance Inspection Schedule

The Culligan Medallist Series water filter has been designed to provide a good, consistent service life. Routinely inspecting the system may help avoid potentially costly breakdowns related to circumstances outside of the control of the dealer and/or user. The filter is for problem water use and routine maintenance is required. Contact your local Culligan dealer to perform routine maintenance.

Component	Suggested Inspection Frequency	Reason for Maintenance
Entire System	At Start-up, after infrequent use (idle for one week or more) or every 3 - 6 months if on a private water supply.	On private supplies, the appearance of off-tastes and odors, particularly if musty or "rotten egg" (caused by harmless sulfate-reducing bacteria) may indicate a need for the system to be sanitized.
Backwash Flow Controller	Every 12 months or every time service is performed on the system.	Build up of sediment, iron and/or other foreign materials (found in some water supplies but not necessarily all) could negatively affect system performance. Monitor item for normal or unexpected wear.
Media	As needed.	Cullneu Filter - As water passes through the Cullneu filter, the media slowly dissolves and neutralizes the water. The rate at which the Cullneu media dissolves depends on a number of factors such as temperature flow rate and pH. Add media when pH elevation no longer occurs. Cullar - Replace when taste odor or chlorine can no longer be removed. Filtr-Cleer - Media may need to be reconditioned or replaced depending on water characteristics.



When & How to Bypass Your Water Filter

Normally, all water except outside lines passes through the water filter. There are times when the water filter should be bypassed, Cul-Flo-Valv® Bypass, or a 3-way bypass valve. You should bypass:

1. If lines to outside faucets do not bypass the water filter, and you do not want to waste filtered water on lawn sprinkling or other outside uses.
2. If you are going away on vacation and want to save water by not having the unit recharge while you're away.

Medallist Series Bypass Valve

Culligan Bypass Valve

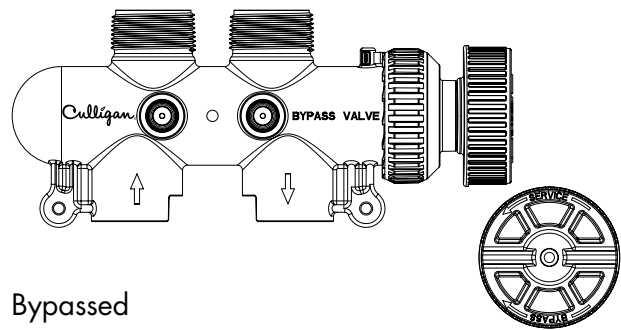
In the back of Culligan water filters is a Cul-Flo-Valv® Bypass. To bypass unit, simply turn the blue knob clockwise. To return to soft water service, reverse the procedure - turn the blue knob counter-clockwise.

To BYPASS, turn the blue knob clockwise (see directional arrow on end of knob) until the knob stops as shown.

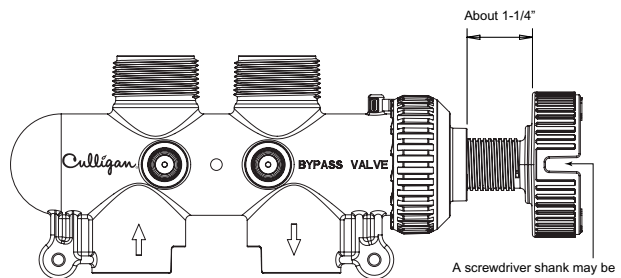
DO NOT OVERTIGHTEN!

To return to SERVICE, turn the blue knob counter-clockwise (see directional arrow on end of knob) until the knob stops as shown.

DO NOT OVERTIGHTEN!



Bypassed



Soft Water

A screwdriver shank may be used in the slot as a lever for extra turning force if needed.



Culligan Medallist Plus Series® 10" With Cullneu® Filter

Important Notice — Read this data sheet and compare the capabilities of the unit to your actual water treatment needs. Culligan recommends that you have your water supply tested to determine these needs before purchasing a water treatment unit.

Culligan knows the more informed you are about your water treatment system, the more confident you will be about its performance. It's because of this and more than seventy years of commitment to our customers that Culligan is providing this Performance Data Sheet to its customers.

Manufacturer **Culligan International Company**
9399 W. Higgins Rd., Suite 1100, Rosemont, IL 60018 USA
1-800-CULLIGAN or 1-847-430-2800

Substance Reduction

This system has been tested according to WQA S-200 for the reduction of the substances listed below. The concentration of the indicated substances in water entering the system was reduced to a concentration less than or equal to the permissible limit for water leaving the system, as specified in WQA S-200.

While testing was performed under standard laboratory conditions, actual performance may vary.

Substance	USEPA SDWA* SMCL	Average Test Influent Concentration Level	Average Test Effluent Concentration Level
pH	6.5 - 8.5	4.6 mg/L	7.1 mg/L

* United States Environmental Protection Agency Safe Drinking Water Act.

Capacity: 21,750 gallons
Flow Rate: 6.0 gpm
Rated Pressure Drop: 6.0 gpm @ 5 psi



Operating Conditions

Water Pressure Limits: 20 - 120 psi (140 - 860 kpa)
Canada: 20 - 90 psi (140 - 620 kpa)
Temperature Limits: 33 - 120° F (1 - 50° C)
Electrical Characteristics: 120V/ 60 Hz, 45 Watts

The Medallist Plus Cullneu® Filter is tested and certified by WQA against WQA S-200 for neutralization up to 21,750 gallons as verified and substantiated by test data.

Performance Indicator: If water flow decreases or a noticeable taste change occurs, the filter should be backwashed. If conditions do not improve, contact your local Culligan Man. He can determine if your filter requires servicing. Do not use with water that is microbiologically unsafe or of unknown quality without adequate disinfection before or after the system.

Regeneration Frequency: Replacement frequency will vary with water conditions.

Refer to the Installation and Operation Instructions, Parts List and Printed Warranties for more specific product information. To avoid contamination from improper handling and installation, your system should only be installed and serviced by your Culligan Man. *Performance will vary based on local water conditions. The substances reduced by this product are not necessarily in your water.*

Buyer Signature _____ Date _____

Seller Signature _____ Date _____

Performance Data Sheet



**Performance
Data Sheet
(cont.)**

Culligan Medallist Plus Series® 10" With Cullar® Filter

Important Notice — Read this data sheet and compare the capabilities of the unit to your actual water treatment needs. Culligan recommends that you have your water supply tested to determine these needs before purchasing a water treatment unit.

Culligan knows the more informed you are about your water treatment system, the more confident you will be about its performance. It's because of this and more than seventy years of commitment to our customers that Culligan is providing this Performance Data Sheet to its customers.

Manufacturer **Culligan International Company**
 9399 W. Higgins Rd., Suite 1100, Rosemont, IL 60018 USA
 1-800-CULLIGAN or 1-847-430-2800

Substance Reduction

This system has been tested according to WQA S-200 for the reduction of the substances listed below. The concentration of the indicated substances in water entering the system was reduced to a concentration less than or equal to the permissible limit for water leaving the system, as specified in WQA S-200.

While testing was performed under standard laboratory conditions, actual performance may vary.

Substance	USEPA SDWA* SMCL	Average Test Influent Concentration Level	Average Test Effluent Concentration Level
Chlorine Taste & Odor	N/A	2.11 mg/L	0.02 mg/L

* United States Environmental Protection Agency Safe Drinking Water Act.

Capacity: 180,000 gallons
Flow Rate: 6.0 gpm
Rated Pressure Drop: 6.0 gpm @ 6 psi



Operating Conditions

Water Pressure Limits: 20 - 120 psi (140 - 860 kpa)
Canada: 20 - 90 psi (140 - 620 kpa)
Temperature Limits: 33 - 120° F (1 - 50° C)
Electrical Characteristics: 120V/ 60 Hz, 45 Watts

The Medallist Plus Cullar® Filter is tested and certified by WQA against WQA S-200 for neutralization up to 180,000 gallons as verified and substantiated by test data.

Performance Indicator: If water flow decreases or a noticeable taste change occurs, the filter should be backwashed. If conditions do not improve, contact your local Culligan Man. He can determine if your filter requires servicing. Do not use with water that is microbiologically unsafe or of unknown quality without adequate disinfection before or after the system.

Regeneration Frequency: Replacement frequency will vary with water conditions.

Refer to the Installation and Operation Instructions, Parts List and Printed Warranties for more specific product information. To avoid contamination from improper handling and installation, your system should only be installed and serviced by your Culligan Man. *Performance will vary based on local water conditions. The substances reduced by this product are not necessarily in your water.*

Buyer Signature _____ Date _____

Seller Signature _____ Date _____



Culligan Medallist Series® 8" and 10" With Cullneu® Filter

Important Notice — Read this data sheet and compare the capabilities of the unit to your actual water treatment needs. Culligan recommends that you have your water supply tested to determine these needs before purchasing a water treatment unit.

Culligan knows the more informed you are about your water treatment system, the more confident you will be about its performance. It's because of this and more than seventy years of commitment to our customers that Culligan is providing this Performance Data Sheet to its customers.

Manufacturer **Culligan International Company**
 9399 W. Higgins Rd., Suite 1100, Rosemont, IL 60018 USA
 1-800-CULLIGAN or 1-847-430-2800

Performance Data Sheet (cont.)

Substance Reduction

Substance	USEPA SDWA* SMCL	Average Test Influent Concentration Level	Average Test Effluent Concentration Level
pH	6.5 - 8.5	4.3 mg/L	8.0 mg/L

* United States Environmental Protection Agency Safe Drinking Water Act.

Capacity: 13,500 gallons (8" Filter) 20,000 gallons (10" Filter)
Flow Rate: 2.7 gpm (8" Filter) 4.0 gpm (10" Filter)
Rated Pressure Drop: 2.7 gpm @ 3 psi (8" Filter) 4.0 gpm @ 4 psi (10" Filter)

Operating Conditions

Water Pressure Limits: 20 - 120 psi (140 - 860 kpa)
Canada: 20 - 90 psi (140 - 620 kpa)
Temperature Limits: 33 - 120° F (1 - 50° C)
Electrical Characteristics: 120V/ 60 Hz, 45 Watts

Performance Indicator: If water flow decreases or a noticeable taste change occurs, the filter should be backwashed. If conditions do not improve, contact your local Culligan Man. He can determine if your filter requires servicing. Do not use with water that is microbiologically unsafe or of unknown quality without adequate disinfection before or after the system.

Regeneration Frequency: Replacement frequency will vary with water conditions.

Refer to the Installation and Operation Instructions, Parts List and Printed Warranties for more specific product information. To avoid contamination from improper handling and installation, your system should only be installed and serviced by your Culligan Man. *Performance will vary based on local water conditions. The substances reduced by this product are not necessarily in your water.*

Buyer Signature _____ Date _____

Seller Signature _____ Date _____



**Performance
Data Sheet
(cont.)**

Culligan Medallist Series® 8" and 10" With Cullar® Filter

Important Notice — Read this data sheet and compare the capabilities of the unit to your actual water treatment needs. Culligan recommends that you have your water supply tested to determine these needs before purchasing a water treatment unit.

Culligan knows the more informed you are about your water treatment system, the more confident you will be about its performance. It's because of this and more than seventy years of commitment to our customers that Culligan is providing this Performance Data Sheet to its customers.

Manufacturer **Culligan International Company**
 9399 W. Higgins Rd., Suite 1100, Rosemont, IL 60018 USA
 1-800-CULLIGAN or 1-847-430-2800

Substance Reduction

Substance	USEPA SDWA* SMCL	Average Test Influent Concentration Level	Average Test Effluent Concentration Level
Chlorine Taste & Odor	N/A	2.11 mg/L	0.02 mg/L

* United States Environmental Protection Agency Safe Drinking Water Act.

Capacity: 100,000 gallons (8" Filter) 130,000 gallons (10" Filter)
Flow Rate: 4.0 gpm
Rated Pressure Drop: 4.0 gpm @ 5 psi

Operating Conditions

Water Pressure Limits: 20 - 120 psi (140 - 860 kpa)
Canada: 20 - 90 psi (140 - 620 kpa)
Temperature Limits: 33 - 120° F (1 - 50° C)
Electrical Characteristics: 120V/ 60 Hz, 45 Watts

Performance Indicator: If water flow decreases or a noticeable taste change occurs, the filter should be backwashed. If conditions do not improve, contact your local Culligan Man. He can determine if your filter requires servicing. Do not use with water that is microbiologically unsafe or of unknown quality without adequate disinfection before or after the system.

Regeneration Frequency: Replacement frequency will vary with water conditions.

Refer to the Installation and Operation Instructions, Parts List and Printed Warranties for more specific product information. To avoid contamination from improper handling and installation, your system should only be installed and serviced by your Culligan Man. *Performance will vary based on local water conditions. The substances reduced by this product are not necessarily in your water.*

Buyer Signature _____ Date _____

Seller Signature _____ Date _____



Culligan Medallist Series® 8" and 10" With Filtr-Cleer® Filter

Important Notice — Read this data sheet and compare the capabilities of the unit to your actual water treatment needs. Culligan recommends that you have your water supply tested to determine these needs before purchasing a water treatment unit.

Culligan knows the more informed you are about your water treatment system, the more confident you will be about its performance. It's because of this and more than seventy years of commitment to our customers that Culligan is providing this Performance Data Sheet to its customers.

Manufacturer **Culligan International Company**
9399 W. Higgins Rd., Suite 1100, Rosemont, IL 60018 USA
1-800-CULLIGAN or 1-847-430-2800

**Performance
Data Sheet
(cont.)**

Substance Reduction

Substance	Average Influent Challenge Concentration	Reduction Required	Average % Reduction	Minimum % Reduction
Class III Particulate Particles ≥ 5 - < 15 µm	45,746 particles/mL	> 85%	91.8%	88.8%

Rated Service Flow at Pressure Drop:
7.8 gpm @ 15 psi (8" Filter) 9.0 gpm @ 15 psi (10" Filter)

Operating Conditions

Water Pressure Limits: 20 - 120 psi (140 - 860 kpa)
Canada: 20 - 90 psi (140 - 620 kpa)
Temperature Limits: 33 - 120° F (1 - 50° C)
Electrical Characteristics: 120V/ 60 Hz, 45 Watts

Performance Indicator: If water flow decreases or a noticeable taste change occurs, the filter should be backwashed. If conditions do not improve, contact your local Culligan Man. He can determine if your filter requires servicing. Do not use with water that is microbiologically unsafe or of unknown quality without adequate disinfection before or after the system.

Regeneration Frequency: Replacement frequency will vary with water conditions.

Refer to the Installation and Operation Instructions, Parts List and Printed Warranties for more specific product information. To avoid contamination from improper handling and installation, your system should only be installed and serviced by your Culligan Man. *Performance will vary based on local water conditions. The substances reduced by this product are not necessarily in your water.*

Buyer Signature _____ Date _____

Seller Signature _____ Date _____



Records and Data

Important Data on Your Water Filter

It is advisable to have the salesperson or installer fill in the information below for your future reference. If this has not been done, please ask for it, as it is necessary if you contact your dealer.

Identification

Model Name _____ Catalog No. _____

Control Model No. _____ Control Serial No. _____

Date of Installation _____ Tank Serial No. _____

Settings

Time of Recharge: _____ a.m. _____ p.m.

Regeneration Interval _____ days (Time clock models)

Gallons to signal _____ gallons (Soft-Minder® models)

Number of people in household _____

Water Analysis

Total Hardness _____ (gpg) Total Iron _____ (ppm) pH (acidity) _____

Other _____



Culligan Medallist Series® Automatic Water Filters

You have just purchased one of the finest water filters made. As an expression of our confidence in Culligan International Company products, your water filter is warranted to the original end-user, when installed in accordance with Culligan specifications, against defects in material and workmanship from the date of original installation, as follows:

For a period of ONE YEAR

For a period of FIVE YEARS

For a period of TEN YEARS

The entire filter

The AccuSoft® circuit board, or Soft-Minder® meter, if so equipped.

The control valve body, excluding internal parts.

The filter tank

If a part described above is found defective within the specified period, you should notify your independently operated Culligan dealer and arrange a time during normal business hours for the dealer to inspect the water filter on your premises. Any part found defective within the terms of this warranty will be repaired or replaced by the dealer. You pay only freight from our factory and local dealer charges.

We are not responsible for damage caused by accident, fire, flood, freezing, Act of God, misuse, misapplication, neglect, oxidizing agents (such as chlorine, ozone, chloramines and other related components), alteration, installation or operation contrary to our printed instructions, or by the use of accessories or components which do not meet Culligan specifications, is not covered by this warranty. Refer to the specifications section in the Installation and Operating manual for application parameters.

Our product performance specifications are furnished with each water filter unit. **To the extent permitted by law, Culligan disclaims all implied warranties, including without limitation warranties of merchantability and fitness for particular purpose; to the extent required by law, any such implied warranties are limited in duration to the one-year period specified above for the entire conditioner.** As a manufacturer, we do not know the characteristics of your water supply or the purpose for which you are purchasing a water filter. The quality of water supplies may vary seasonally or over a period of time, and your water usage rate may vary as well. Water characteristics can also differ considerably if your water filter is moved to a new location. For these reasons, we assume no liability for the determination of the proper equipment necessary to meet your requirements, and we do not authorize others to assume such obligations for us. Further, we assume no liability and extend no warranties, express or implied, for the use of this product with a non-potable water source. **Our obligations under this warranty are limited to the repair or replacement of the failed parts of the water filter, and we assume no liability whatsoever for direct, indirect, incidental, consequential, special, general, or other damages.**

Some states do not allow the exclusion of implied warranties or limitations on how long an implied warranty lasts, so the above limitation may not apply to you. Similarly, some states do not allow the exclusion of incidental or consequential damages, so the above limitation or exclusion may not apply to you. This warranty gives you specific legal rights, and you may also have other rights which vary from state to state. Consult your telephone directory for your local independently operated Culligan dealer, or write Culligan International Company for warranty and service information.

Culligan International Company

**9399 W. Higgins Rd., Suite 1100
Rosemont, IL 60018 USA**

1-800-CULLIGAN or 1-847-430-2800

www.culligan.com

Culligan Limited Warranty



**With Culligan
You Get More
Than a Quality
Product**

You Get Your Water Expert, The Culligan Man

We're here to provide you with fast, dependable service, making sure any problems you have are taken care of. The Culligan Man has been around for over seventy years, delivering dependable service all along. That's why people say "Hey, Culligan Man!®" Because we're the water experts. And that's who you want taking care of your water.

The Culligan Promise

At Culligan, we understand that a water quality improvement system is an investment in your family's well-being. That's why our 1,350 independently operated dealers worldwide don't just sell products; they sell water quality you can count on. We stand behind our products with written limited warranties and our unequaled Culligan service. No matter where you live, you can depend on Culligan expertise to work for you — today and tomorrow.

